


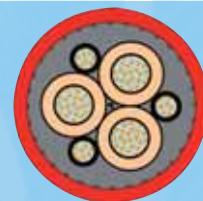


FLEXIDRUM® MEDIUM (N)TSCGEWÖU

From 3,6/6 Kv to 12/20 Kv with antitwisting protection



New version!
Reduced weight
and diameter



Construction:

Phase unit Conductor:	flexible tinned copper class 5, acc. to DIN VDE 0295
Conductor screen:	semi-conducting compound
Insulation:	EPR compound 3GI3
Core screen:	semi-conducting compound
Earth Conductor:	flexible tinned copper flexible class 5, acc. to DIN VDE 0295
Conductor covering:	semi-conducting compound
Stranding:	Phase unit laid up with earth cores in the interstices
Inner sheath:	EPR compound 5GM5
Anti-twisting braid:	anti-twisting braid of synthetic yarns
Outer sheath:	RED PCP compound

Technical data:

Rated voltage:	U ₀ /U Kv	3,6/6	6/10	8,7/15	12/20
Max oper. voltage:	Kv	7,2	12	18	24
Test voltage:	Kv	11	17	24	29
Min. Bending radius:					
Fixed installation:		6 x d			
On drums:		12 x d			
On deflect. pulley:		15 x d			
Free movement:		12 x d			
Temperature range					
Fixed installation:		- 40°C + 80°C			
Flexible application:		- 30°C + 60°C			
Minimum distance for change of direction:		20 x d			
Torsional stress:		± 25°/m			
Max travel speed					
Operating:		up to 180 m/min.			
Rewinding with drum car:		100 m/min			

Applications:

- ▶ Power supply to mobile units with high risk of mechanical damage. It is designed to work with forced guidance systems with deflection on different floors and equipment with reel axis in direction of travel
- ▶ Possible cold version -50°C




U₀/U (Um) 3,6/6(7,2) kV

Part no.	No. of cores x cross-section n x mm ²	Outer-Ø ca. mm ± 10%	Copper weight kg/km	Cable weight approx. kg/km	Tensile strength N	AWG no. *)
07900363X	3x25+3x25/3	40,0	960	2450	1500	4
07900364X	3x35+3x25/3	42,7	1248	2960	2100	2
07900365X	3x50+3x25/3	45,5	1680	3495	3000	1
07900366X	3x70+3x35/3	49,6	2352	4450	4200	2/0
07900367X	3x95+3x50/3	54,7	3216	5545	5700	3/0
07900368X	3x120+3x70/3	59,0	4128	6920	7200	4/0
07900369X	3x150+3x70/3	64,7	4992	8180	9000	250 MCM
07900370X	3x185+3x95/3	68,8	6240	9730	11100	350 MCM
07900371X	3x240+3x120/3	75,9	8064	12445	14400	450 MCM

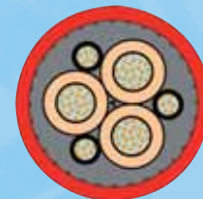


FLEXIDRUM® MEDIUM (N)TSCGEWÖU

From 3,6/6 Kv to 12/20 Kv with antitwisting protection



New version!
Reduced weight
and diameter



Uo/U (Um) 6/10(12) kV

Part no.	No. of cores x cross-section n x mm ²	Outer-Ø ca. mm ± 10%	Copper weight kg/km	Cable weight approx. kg/km	Tensile strength N	AWG no. *)
07901363X	3x25+3x25/3	40,9	960	2520	1500	4
07901364X	3x35+3x25/3	43,5	1248	3040	2100	2
07901365X	3x50+3x25/3	46,5	1680	3570	3000	1
07901366X	3x70+3x35/3	50,4	2352	4540	4200	2/0
07901367X	3x95+3x50/3	55,5	3216	5665	5700	3/0
07901368X	3x120+3x70/3	59,8	4128	7028	7200	4/0
07901369X	3x150+3x70/3	65,5	4992	8300	9000	250 MCM
07901370X	3x185+3x95/3	69,4	6240	9805	11100	350 MCM
07900171X	3x240+3x120/3	76,8	8064	12590	14400	450 MCM

Uo/U (Um) 8,7/15(18) kV

Part no.	No. of cores x cross-section n x mm ²	Outer-Ø ca. mm ± 10%	Copper weight kg/km	Cable weight approx. kg/km	Tensile strength N	AWG no. *)
07902363X	3x25+3x25/3	44,3	960	2820	1500	4
07902364X	3x35+3x25/3	47,0	1248	3370	2100	2
07902365X	3x50+3x25/3	49,8	1680	3935	3000	1
07902366X	3x70+3x35/3	55,1	2352	5070	4200	2/0
07902367X	3x95+3x50/3	59,0	3216	6085	5700	3/0
07902368X	3x120+3x70/3	64,9	4128	7715	7200	4/0
07902369X	3x150+3x70/3	69,0	4992	8790	9000	250 MCM
07902370X	3x185+3x95/3	72,0	6240	10215	11100	350 MCM
07902371X	3x240+3x120/3	79,4	8064	13010	14400	450 MCM

Uo/U (Um) 12/20(24) kV

Part no.	No. of cores x cross-section n x mm ²	Outer-Ø ca. mm ± 10%	Copper weight kg/km	Cable weight approx. kg/km	Tensile strength N	AWG no. *)
07903363X	3x25+3x25/3	49,5	960	3340	1500	4
07903364X	3x35+3x25/3	53,4	1248	4060	2100	2
07903365X	3x50+3x25/3	56,2	1680	4650	3000	1
07903366X	3x70+3x35/3	60,3	2352	5720	4200	2/0
07903367X	3x95+3x50/3	65,7	3216	7010	5700	3/0
07903368X	3x120+3x70/3	70,0	4128	8460	7200	4/0
07903369X	3x150+3x70/3	75,9	4992	9880	9000	250 MCM
07903370X	3x185+3x95/3	79,0	6240	11360	11100	350 MCM
07903371X	3x240+3x120/3	84,6	8064	13870	14400	450 MCM

Other construction and sizes are available on request

Nominal cross section mm ²	Max resistance		Reactance att 50 Hz for nominal voltage			
	D.C. at 20°C Ohm/km	A.C. at 90°C Ohm/km	3,6/6 Ohm/km	6/10 Ohm/km	8,7/15 Ohm/km	12/20 Ohm/km
25	0,780	0,995	0,106	0,107	0,114	0,123
35	0,554	0,707	0,100	0,101	0,107	0,116
50	0,386	0,493	0,095	0,097	0,102	0,110
70	0,272	0,348	0,090	0,092	0,097	0,104
95	0,206	0,264	0,087	0,088	0,093	0,099
120	0,161	0,207	0,084	0,085	0,089	0,095
150	0,129	0,167	0,082	0,083	0,087	0,092
185	0,106	0,139	0,080	0,081	0,085	0,090
240	0,0801	0,107	0,079	0,079	0,083	0,087

Correction factors for ambient temperature other than 30°C

°C	20	25	30	40	45	50	55
K	1,1	1,05	0,95	0,89	0,84	0,77	0,71